

Shahmukhi to Gurmukhi Transliteration System {beta}

Help Document V1.0

System Requirements:

Operating System : Windows with Unicode Support
Browser : Internet Explorer 6 or Higher
Font : Arial Unicode MS
Cookies : Cookies should be allowed.



Welcome, teji [Sign Out](#)

<input checked="" type="checkbox"/> AppSdx 86486 <input checked="" type="checkbox"/> AppDic 13699 <input checked="" type="checkbox"/> AppBi 188182 <input type="checkbox"/> Gur. Digits Language: Shahmukhi ▾ <input type="button" value="Undo All"/> <input type="button" value="Transliterate"/>	<table border="1" style="width: 100%; border-collapse: collapse; font-size: 24px;"> <tr><td>ژ</td><td>ز</td><td>ڑ</td><td>ر</td><td>ڈ</td><td>ڑ</td><td>د</td><td>Space</td><td>خ</td><td>ح</td><td>چ</td><td>ج</td><td>ٹ</td><td>ث</td><td>ت</td><td>پ</td><td>ب</td><td>ا</td></tr> <tr><td>ء</td><td>و</td><td>و</td><td>ن</td><td>م</td><td>ل</td><td>گ</td><td>ک</td><td>ق</td><td>ف</td><td>غ</td><td>ع</td><td>ظ</td><td>ط</td><td>ض</td><td>ص</td><td>ش</td><td>س</td></tr> <tr><td>•</td><td>٩</td><td>٨</td><td>٧</td><td>٦</td><td>٥</td><td>٤</td><td>٣</td><td>٢</td><td>١</td><td>٠</td><td>٠</td><td>٠</td><td>٠</td><td>٠</td><td>٠</td><td>٠</td><td>٠</td></tr> <tr><td>-</td><td>؟</td><td>،</td><td>؛</td><td>%</td><td></td><td></td><td></td><td>اللہ</td><td>ِ</td><td>ِ</td><td>ِ</td><td>ِ</td><td>ِ</td><td>ِ</td><td>ِ</td><td>ِ</td><td>ہ</td></tr> </table>	ژ	ز	ڑ	ر	ڈ	ڑ	د	Space	خ	ح	چ	ج	ٹ	ث	ت	پ	ب	ا	ء	و	و	ن	م	ل	گ	ک	ق	ف	غ	ع	ظ	ط	ض	ص	ش	س	•	٩	٨	٧	٦	٥	٤	٣	٢	١	٠	٠	٠	٠	٠	٠	٠	٠	-	؟	،	؛	%				اللہ	ِ	ِ	ِ	ِ	ِ	ِ	ِ	ِ	ہ
ژ	ز	ڑ	ر	ڈ	ڑ	د	Space	خ	ح	چ	ج	ٹ	ث	ت	پ	ب	ا																																																								
ء	و	و	ن	م	ل	گ	ک	ق	ف	غ	ع	ظ	ط	ض	ص	ش	س																																																								
•	٩	٨	٧	٦	٥	٤	٣	٢	١	٠	٠	٠	٠	٠	٠	٠	٠																																																								
-	؟	،	؛	%				اللہ	ِ	ِ	ِ	ِ	ِ	ِ	ِ	ِ	ہ																																																								
Char Count <input type="text" value="0"/> (< 5000 Characters) Debug <input type="checkbox"/> InPage File <input type="text"/> <input type="button" value="Browse..."/> <input type="button" value="Upload"/>																																																																									
<div style="display: flex; justify-content: space-between;"> <div style="background-color: black; color: red; padding: 10px; writing-mode: vertical-rl; transform: rotate(180deg);">Shahmukhi Pad</div> <div style="border: 1px solid gray; width: 90%; height: 100px;"></div> <div style="background-color: black; color: red; padding: 10px; writing-mode: vertical-rl; transform: rotate(180deg);">Shahmukhi Pad</div> </div> <div style="display: flex; justify-content: space-between; margin-top: 10px;"> <div style="background-color: black; color: red; padding: 10px; writing-mode: vertical-rl; transform: rotate(180deg);">Gurmukhi Pad</div> <div style="border: 1px solid gray; width: 90%; height: 100px;"></div> <div style="background-color: black; color: red; padding: 10px; writing-mode: vertical-rl; transform: rotate(180deg);">Gurmukhi Pad</div> </div>																																																																									

[\[Transliterate Web Pages Online^{beta} \]](#)

Q.1 How to use this online Shahmukhi to Gurmukhi Transliteration System?

This System is designed to work in three different ways depends upon your input Shahmukhi data or file:

Char Count (< 5000 Characters) Debug InPage File



1. If you have InPage File (.inp) then you can use our inbuilt InPage to Unicode Converter as follows:

- Click on **Browse button** and select the InPage File.
- Then Click on **Upload Button**.
- This process will take time depending upon the size of your InPage file.
- After uploading and conversion of InPage text to Unicode it will show you the contents of your InPage file in Shahmukhi Pad.
- Then Click on Transliterate button. This will transliterate Shahmukhi Unicode text to Gurmukhi text.
- NOTE: If you have converted InPage file which has characters more than MAX Character Limit then the Transliteration Button will be disabled automatically by the system. You can Copy the extra text to Notepad or other text pad and transliterate it into the next try.**

Welcome, teji

AppSdx 86486 AppDic 13699
 AppBi 188182 Gur. Digits

Language:

ژ	ز	ڑ	ر	ذ	ڈ	د	Spa ce	خ	ح	ج	چ	ث	ٹ	ت	پ	ب	ا
ء	ہ	و	ن	م	ل	گ	ک	ق	ف	غ	ع	ظ	ط	ض	ص	ش	س
•	۹	۸	۷	۶	۵	۴	۳	۲	۱	۰	۰	۰	۰	۰	۰	۰	۰
-	؟	،	؛	%				اللہ	۰	۰	۰	۰	۰	۰	۰	۰	ھ

2. You want to type Shahmukhi text:

- Click on Shahmukhi Pad or Choose Shahmukhi from language Options.
- You can use a mouse driven Key Pad which is available for inserting Shahmukhi Characters.
- Or you can type from your keyboard using InPage Phonetic keyboard layout.




- d. In order to type in English choose language English from language Options.
- e. You can use a mouse driven Key Pad which is available for inserting English Characters or Type from keyboard.
- f. Then Click on Transliterate button. This will transliterate Shahmukhi Unicode text to Gurmukhi text.
- g. **NOTE:**
 - i. If you typed Shahmukhi characters more than MAX Character Limit then the Transliteration Button will be disabled automatically by the system.
 - ii. If some Characters are not visible in Shahmukhi Pad then you do not have Unicode Font on your system except Tahoma.



3. If you have Shahmukhi Text in Unicode with you than:

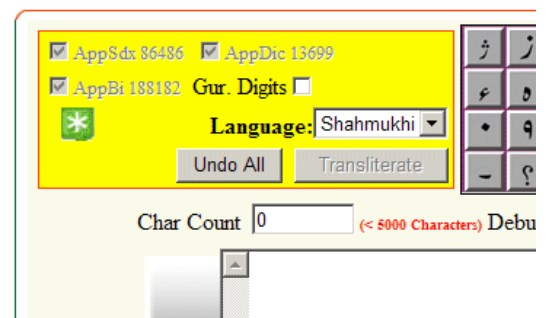
- a. Just Copy the text from source file and Paste it in Shahmukhi Pad.
- b. Then Click on Transliterate button. This will transliterate Shahmukhi Unicode text to Gurmukhi text.
- c. **NOTE:** If you have Unicode Shahmukhi file which has characters more than MAX Character Limit then the Transliteration Button will be disabled automatically by the system. In this case you can not transliterate all in single try.



4. **(Special Case)** If you have InPage exported Text File with you then:
- Use our separate InPage text to Unicode Converter tool at http://www.advancedcentrepunjabi.org/s2g_final/i2w/
 - Copy the converted Unicode text to Shahmukhi Pad.
 - Then Click on Transliterate button. This will transliterate Shahmukhi Unicode text to Gurmukhi text.
 - NOTE: If you have Unicode Shahmukhi converted data which has characters more than MAX Character Limit then the Transliteration Button will be disabled automatically by the system. In this case you can not transliterate all in single try.**

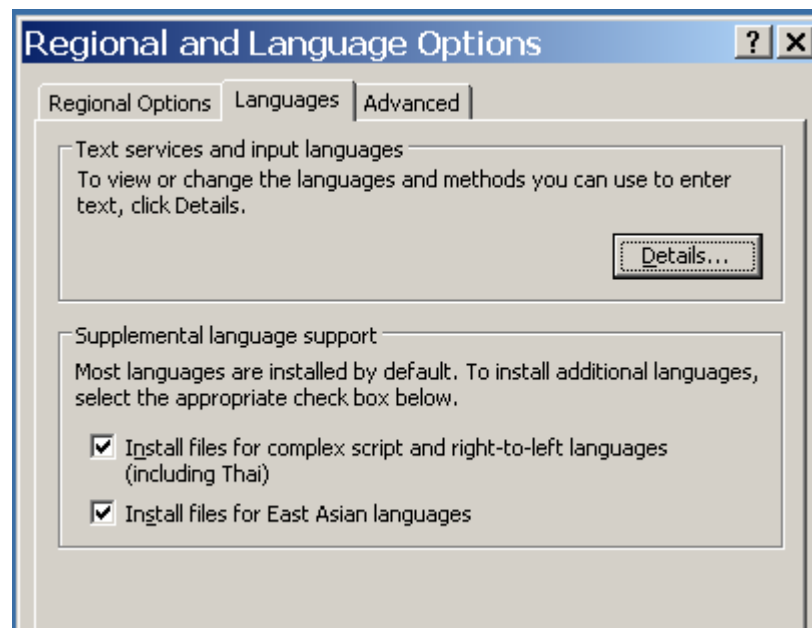
Q.2 Why the Transliterate Button is not enabled?

If you have Unicode Shahmukhi converted data which has characters more than MAX Character Limit then the Transliteration Button will be disabled automatically by the system. In this case you can not transliterate all in single try.



Q.3 Why some characters are not visible in Shahmukhi Pad?

If Unicode characters are not visible in Shahmukhi Pad then you do not have Unicode Font on your system and verify your system's Regional and Language options settings in control panel.



[Transliterate Web Pages Online^{beta}]

Q.4 How can I transliterate online web pages?

Click on the link "[Transliterate Web Pages Online](#)". You will see another web page in the browser window and then you have to Cut/Paste or type complete web address in the text box. Then click on "Go" button.

NOTE:

- Depending upon the size of web page this process may take longer time to fetch and transliterate a web page.
- Transliteration text may be truncated if the MAX Character Limit has reached.
- Web addresses are case sensitive on Linux/Unix Servers

Example of BBC Urdu Transliterated web page